

# Uputstvo za prijavu rada

Sarajevo Innovations Festival 2021 registrovan je na Microsoft-ov Conference Management Toolkit (CMT):

*"The Conference Management Toolkit (CMT) is a free and hosted conference management service sponsored by Microsoft Research."*

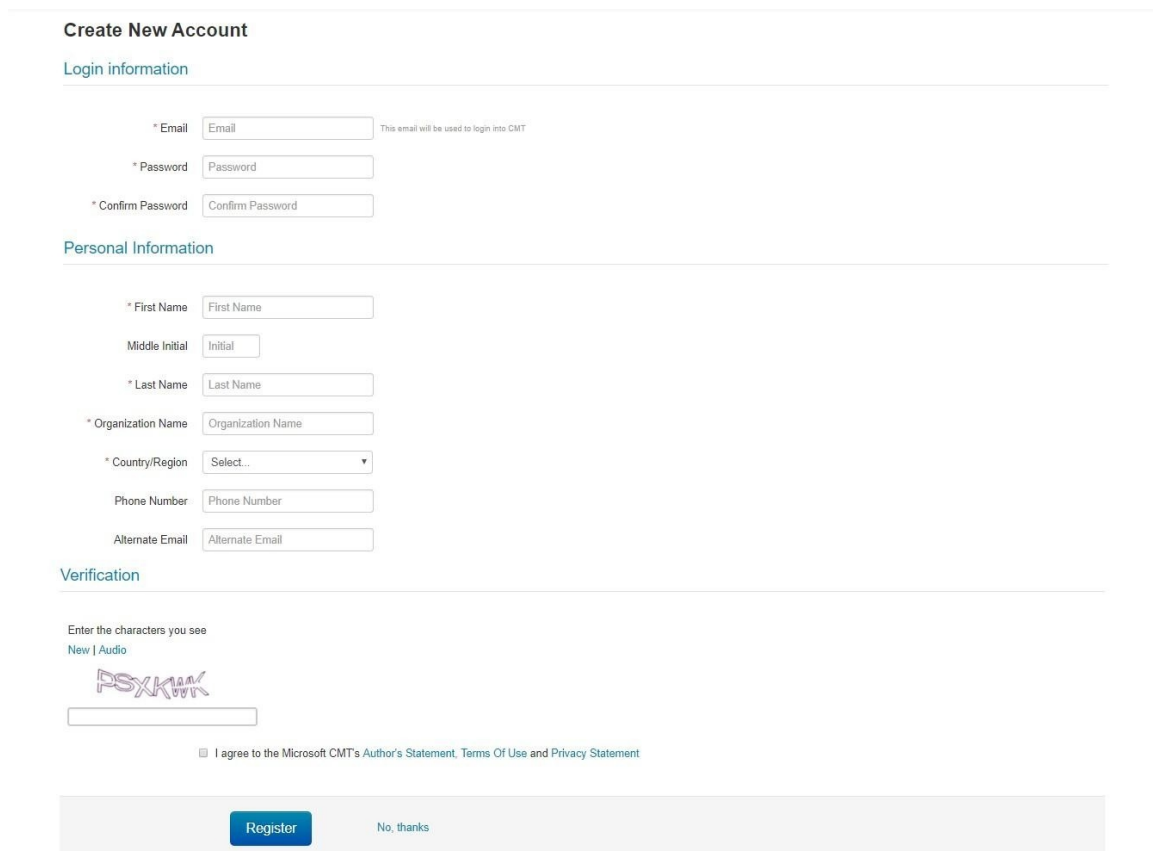
Detaljne informacije o ovom servisu možete pronaći na sljedećem linku:

<https://cmt3.research.microsoft.com/About>

U nastavku ćemo objasniti postupak otvaranja korisničkog računa na CMT, prijavu rada, te navesti osnovne stvari na koje trebate obratiti pažnju prilikom toga.

## Registracija

Link za registraciju: <https://cmt3.research.microsoft.com/User/Register>



The screenshot shows the 'Create New Account' registration form. It is divided into three main sections: 'Login information', 'Personal Information', and 'Verification'.  
1. 'Login information' section includes fields for: \* Email (with a note 'This email will be used to login into CMT'), \* Password, and \* Confirm Password.  
2. 'Personal Information' section includes fields for: \* First Name, Middle Initial, \* Last Name, \* Organization Name, \* Country/Region (a dropdown menu), Phone Number, and Alternate Email.  
3. 'Verification' section includes a CAPTCHA image with the characters 'PSXKWK' and a checkbox for 'I agree to the Microsoft CMT's Author's Statement, Terms Of Use and Privacy Statement'.  
At the bottom, there are two buttons: a blue 'Register' button and a grey 'No, thanks' button.

Postupak za prijavu sličan je većini registracijskih formi koje ste vjerovatno već nekad popunjavali.

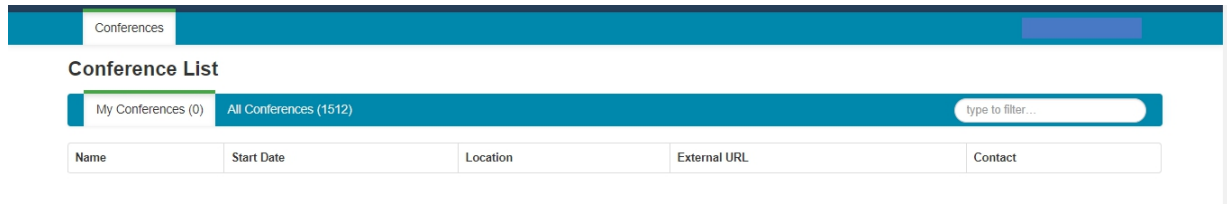
Vrlo je bitno da unesete validne podatke, te da ne izgubite podatke za prijavu, pošto ćete o svim stvarima vezanim za konferenciju biti obavještavani putem ove platforme.

Nakon uspješne registracije i verifikacije računa putem maila koji dobijete, spremni ste za prijavu na stranicu CMT-a. Prijavu možete uvijek izvršiti na sljedećem linku:

<https://cmt3.research.microsoft.com/User/Login>

## Prijava rada


Nakon prijave na stranicu, pojavit će se sljedeće:



The screenshot shows a web interface for managing conferences. At the top, there is a navigation bar with a 'Conferences' tab. Below it, the page is titled 'Conference List'. There are two tabs: 'My Conferences (0)' and 'All Conferences (1512)'. A search bar with the placeholder text 'type to filter...' is located to the right of the tabs. Below the search bar is a table with the following columns: Name, Start Date, Location, External URL, and Contact.

U meniju “*All Conferences*”, u polje “*type to filter*” unesite naziv konferencije, pri čemu nije potrebno da pritisnete 'Enter', nego će vam se spisak automatski ažurirati.

Nakon klika na ime konferencije „*Sarajevo Innovations Festival 2021*“ otvorit će se sljedeće:



The screenshot shows the 'Author Console' page. At the top, there is a navigation bar with a 'Submissions' tab. To the right of the navigation bar, there is a dropdown menu for 'Select Your Role' set to 'Author', and another dropdown for 'SIFI2018' with the name 'Osman Mehremić' below it. Below the navigation bar, there is a button labeled '+ Create new submission' and a search bar with the placeholder text 'type to filter...'. Below the search bar is a table with the following columns: Paper ID, Title, Files, and Actions.

Klikom na “*Create new submission*” otvorit će se template za prijavu gdje će se od vas tražiti osnovni podaci o radu, kao i da odgovorite na dva pitanja o svom studiju. Posebnu pažnju potrebno je obratiti na pisanje sažetka rada (engl. *abstract*), jer se iz čitanja istog stiče početni utisako vašem radu što može uticati na krajnji dojam i samu ocjenu.

Nakon toga, zatražit će se da navedete eventualni sukob interesa (engl. *conflict of interest*) sa nekim od ostalih učesnika, ali taj dio nije obavezan.

Poslani zahtjev sa radom i podacima o istom moguće je ažurirati u bilo kojem trenutku. Sve informacije o konferenciji bit će vam prosljeđene na samoj stranici, te putem mail-a.

Vaš SIFI tim